





Luminux is proud to present you the Multiplex series surface mount LED downlight which is perfect for the retail shops, hotels, residential, and most of commercial and architectural lighting. This elegant simple and classic design comes with the cutting edge LED technology and heat dissipation technology. It adopts multichips-array LED system (Cree, USA) technology which can produce up to 1960 lumen with 26W only. The highest color rendering option can be up to 90CRI. It is now possible to reduce energy consumption and maintenance costs without compromising on light quality and ambience.

**Features**

- Simple and Classic Design
- Aluminium Cooling System
- Cree, USA Multichips-Array LED System
- Ultra-easy Installation
- Power Consumption: 26W
- Multi-Directional: ±30°
- Super Long Life - 70% maintenance of lumen after 50000 hours
- Super High Color Rendering (CRI90)
- Beam Angle Option: 15°, 24°, 38°, 60°
- Dimming Options: EcoSystem, DALI, 0-10V, TRIAC
- Power factor: >0.94
- RoHS Compliant
- UV and IR Free



**Product Offering**

Item	LED Color Options	Beam Angle Options	Finishing	Power Supply	CRI	Watt	Lumen	Note
Multiplex	 2700K	15°	<input type="checkbox"/> White	220-240VAC	90	26W	1960	
SM 2x13w	 3000K	24°	<input checked="" type="checkbox"/> Black					
	 4000K	38°						
	 5000K	60°						

**Application Information**

- Retail Shops
- Hotels
- Window Display
- Spot Lighting
- Commercial Lighting
- Office Lighting
- Residential

**Dimension**

